

# Whirligig®

## Universal Shaft Sensor Mount

### APPLICATION

The Whirligig is a fully guarded target for easy mounting of motion sensors. It is a target, bracket and guard suitable for all industry standard cylindrical or DIN style inductive sensors including 4B's M100, M300, and M800 Elite Speed Switches.

### METHOD OF OPERATION

The sensor (sold separately) bolts to the Whirligig and the complete assembly either bolts to the machines shaft through a 1/2" UNC tapped hole, or is connected magnetically using 4B's patented Mag-Con™ adaptor. Shaft or machine vibration does not affect the performance of the sensor, as the whole assembly moves with the shaft. With the Whirligig, installation of speed sensors is now simple, safe and reliable.

### FEATURES

- ▶ Suits all DIN Style and Standard Cylindrical Sensors
- ▶ Connects to Machine Shaft with 1/2" Tapped Hole or Magnetically Install with Mag-Con Adaptor
- ▶ Bracket for 18/30 mm Diameter Sensor Included
- ▶ Available with 1, 2, 4 or 8 Targets
- ▶ Fully Enclosed Target for Safe Operation

### PART NUMBERS/ACCESSORIES

- ▶ WG1-4B-1 Whirligig with 1 Target
- ▶ WG1-4B-2 Whirligig with 2 Targets
- ▶ WG1-4B-4 Whirligig with 4 Targets
- ▶ WG1-4B-8 Whirligig with 8 Targets
- ▶ WGB1830 18 mm / 30 mm Bracket (Included)
- ▶ MAG2000 Mag-Con™ Magnetic Connector (Optional)

### 4B COMPATIBLE SENSORS

- ▶ M8001V10C M800 Elite Speed Switch
- ▶ M3001V10F M300 Slipswitch (2 Wire)
- ▶ M3005V10CA M300 Slipswitch (5 Wire)
- ▶ M1001V10F M100 Stopswitch
- ▶ P8002V10FC P800 ProxSwitch
- ▶ P8001V34FC P800 ProxSwitch (NPN/PNP)
- ▶ P3002V10AI P300 ProxSwitch
- ▶ P300V34AI P300 ProxSwitch (NPN/PNP)
- ▶ P1002V10A P100 ProxSwitch
- ▶ P100V34A P100 ProxSwitch (NPN/PNP)



Mag-Con™  
(MAG2000)  
U.S. Pat #6,964,209



Whirligig Shown with M300 Slipswitch  
(Sensors Sold Separately)

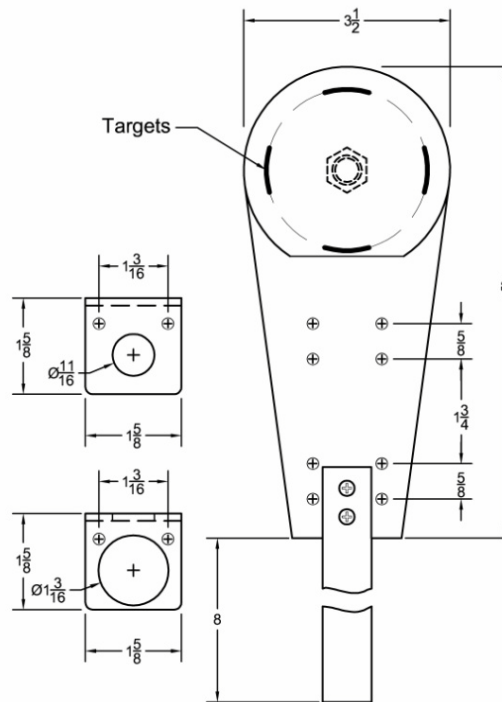
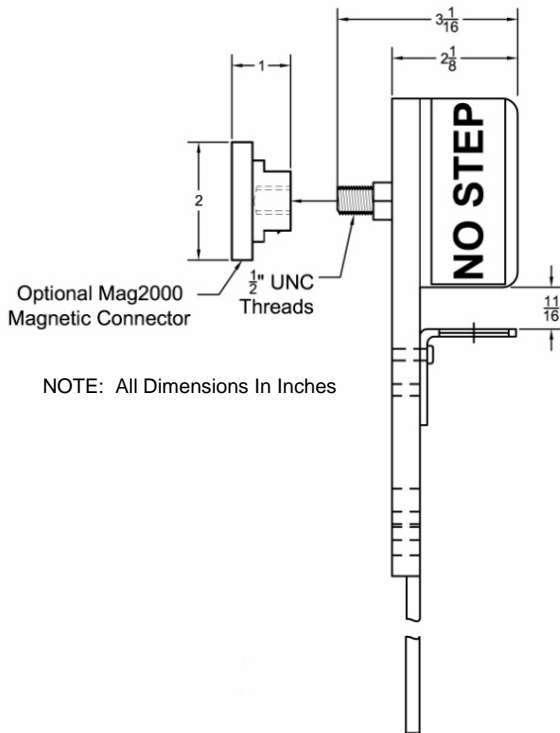
U.S. Pat #6,109,120




Zone 20



CSA, CE and ATEX Approved Sensors Available



Whirligig Shown with  
M800 Elite Speed Switch  
(Sensor Sold Separately)



**Mag-Con™ Magnetic Connector**

This device screws onto the Whirligig and magnetically couples to the shaft being monitored, simplifying installation even further.

- Material: Stainless Steel
- Holding Force: Over 150 lbs.
- Maximum Speed: 300 RPM



U.S. Pat #6,964,209

**TECHNICAL SPECIFICATIONS**  
Whirligig® - Universal Shaft Sensor Mount

Whirligig	
Shaft Material:	Stainless Steel
Body Material:	Polypropylene
Bearing:	Sealed Stainless Steel
Thread Size:	1/2" UNC
Hex Wrench Size:	5/8"
Maximum Speed:	1,500 RPM
Pulses / Targets:	1, 2, 4 or 8 (Must Specify)



Whirligig on Bucket Elevator with M800 Elite Speed Switch

Detailed specification, wiring diagrams and installation/operating instructions available upon request.

Please refer to instruction manual for correct installation.  
Information subject to change or correction. Jan 2010.